

Practice guide

Mozart Oboe Concerto Movement 1

Jessica Wilkins
(b.1991)

Practice breathing on the downbeat so you do not come in early.
Make sure not to rush the first two 8th notes.

① $\text{♩} = 112$

Oboe

Sample

A lot of people struggle with this rhythm so let's try it without the trill first.

$\text{♩} = 80, 96, 108, 112$

②

Ob.

Sample

$\text{♩} = 80, 96, 108, 112$

③

Ob.

Version 1 - Starting from the Main note

♩ = 80, 96, 112, 126, 140, 152, 160

④

1 & 2 & 3 & 4

Ob.

Sample

♩ = 80, 84, 90, 96, 104, 108, 112

⑤

Ob.

Sample

♩ = 80, 84, 90, 96, 104, 108, 112

⑥

Ob.

Make sure not to rush through the 16th notes

$\text{♩} = 80, 84, 90, 96, 104, 108, 112$

10

Ob.

Sample

Do not be late coming off the tie.

$\text{♩} = 104, 108, 112$

11

Ob.

Sample

Some editions have measure 40 written out as four 16th notes instead of 8th notes.

$\text{♩} = 104, 108, 112$

12

Ob.

Ob.

In measure 42, make sure the last 16th note acts as a pickup into the next measure.

♩ = 104, 108, 112

13

Ob.

♩ = 80, 84, 90, 96, 104, 108, 112

14

Ob.

Sample

One option is to play measure 44 forte and measure 45 piano.

Consult with your teacher about dynamics.

♩ = 80, 84, 90, 96, 104, 108, 112

15

Ob.

Nachschlag:

an ornament consisting of an unaccented note or notes at the end of the main note, or at the end of a trill

Sample

♩ = 104, 108, 112


16

Ob.

Make sure all the runs are clean and consistent

♩ = 80,84,90,96,104,108,112

Ob. 17 *tr*



Sample

Ob.




Sample

Ob.




Sample

Ob. *f*



Ob. *p* *f* *tr*



Version 1 - Starting from the Main note

♪ = 80,96,112,126,140,152,160

18 1 & 2 & 3 & 4

♪ = 80,84,90,96,104,108,112

19

Sample

Version 2 - Starting from the Upper note

♪ = 80,96,112,126,140,152,160

20 1 & 2 & 3 & 4

Sample

♪ = 80,84,90,96,104,108,112

21

In measure 54, there are two ways to approach these grace notes.
 Version 1 is to play them as 8th notes.
 Version 2 is to play them as normal grace notes.

Version 1

22

Ob.

Version 2

23

Ob.

Sample

$\text{♩} = 80, 84, 90, 96, 104, 108, 112$


24

Ob.

Ob.

Ob.


Sample

Ob. 

what is written

how it should be played


Sample

Ob. 

what is written

how it should be played

$\text{♩} = 80, 84, 90, 96, 104, 108, 112$


(25) Ob. 

Ob. 

Sample

$\text{♩} = 80, 84, 90, 96, 104, 108, 112$

Be careful of the accidentals in this section.

(26) Ob. 

Ob. 

Make sure all of the trills are clean before moving up the tempo.

$\text{♩} = 80, 84, 90, 96, 104, 108, 112$

Ob. 27

Ob. 28

Sample

These D's should be played out of time almost like a rubato.

Ob.

$\text{♩} = 104, 108, 112$

Ob. 28

Ob. 29

Sample

Be careful of the accidentals in this section.

$\text{♩} = 80, 84, 90, 96, 104, 108, 112$

Ob. 29

30 $\text{♩} = 104, 108, 112$

Ob. *fp* *tr*

Ob. *fp* *tr*

Sample

$\text{♩} = 80, 84, 90, 96, 104, 108, 112$

31

Ob.

Ob.

Ob.

Ob. *tr*

Now it is time to return to your original part and play through the entire exposition.

12

♩ = 104, 108, 112

32

Ob.

♩ = 104, 108, 112

33

Ob.

♩ = 80, 84, 90, 96, 104, 108, 112

34

Ob.

Sample

♩ = 104, 108, 112

35

Ob.

Ob.

Sample

Ob.

Ob.

Ob.

36

♩ = 104, 108, 112

Ob.  Musical staff for Ob. in treble clef, showing a sequence of notes and rests.

37

♩ = 80, 84, 90, 96, 104, 108, 112

Ob.  Musical staff for Ob. in treble clef, showing a sequence of notes and rests.

Sample


38

♩ = 80, 84, 90, 96, 104, 108, 112

Ob.  Musical staff for Ob. in treble clef, showing a sequence of notes and rests.

39

♩ = 80, 84, 90, 96, 104, 108, 112

Ob.  Musical staff for Ob. in treble clef, showing notes with trills (tr) and slurs.

Ob.  Musical staff for Ob. in treble clef, showing a sequence of notes and rests.

Sample

Ob.  Musical staff for Ob. in treble clef, showing a sequence of notes and rests.

Ob.  Musical staff for Ob. in treble clef, showing a sequence of notes and rests.

14

♩ = 104, 108, 112

40

Ob.

Do not be late coming off the ties.

41

♩ = 104, 108, 112

Ob.

Ob.

Ob.

Sample

♩ = 80, 84, 90, 96, 104, 108, 112

42

Ob.


Ob.

Ob.

Sample

Ob.

These G's should be played out of time almost like a rubato.


Ob. 

Sample

43

80, 84, 90, 96, 104, 108, 112

Ob. 

Ob. 

Ob. 

Ob. 

Sample

80, 84, 90, 96, 104, 108, 112

44

Ob. 

Ob. 

Ob. 

45

Ob. *fp* *fp*

Ob.

Sample

Ob.

Ob.

Sample

Ob. *fp*

Ob. *tr* *3* *fp*

Sample

Ob. *3* *3* *fp* *tr*

Ob.

Ob. *tr*